

# CSC 550: Introduction to Artificial Intelligence

Spring 2004

## AI as search

- problem states, state spaces
- uninformed search strategies
  - depth first search
  - depth first search with cycle checking
  - breadth first search
  - breadth first search with cycle checking
  - iterative deepening

1

## AI as search

### GOFAI philosophy:

Problem Solving = Knowledge Representation + Search (a.k.a. deduction)

### to build a system to solve a problem:

1. define the problem precisely
  - i.e., describe initial situation, goals, ...
2. analyze the problem
3. isolate and represent task knowledge
4. choose an appropriate problem solving technique

we'll look at a simple representation (states) first & focus on search  
more advanced representation techniques will be explored later

2

## Example: airline connections

suppose you are planning a trip from Omaha to Los Angeles

*initial situation:* located in Omaha

*goal:* located in Los Angeles

*possible flights:*

Omaha → Chicago	Denver → Los Angeles
Omaha → Denver	Denver → Omaha
Chicago → Denver	Los Angeles → Chicago
Chicago → Los Angeles	Los Angeles → Denver
Chicago → Omaha	

we could define a special-purpose program to find a path

- would need to start with initial situation (located in Omaha)
- repeatedly find flight/rule that moves from current city to next city
- stop when finally reach destination (located in Los Angeles) or else no more paths

*note: this is the same basic algorithm as with the automated deduction example*

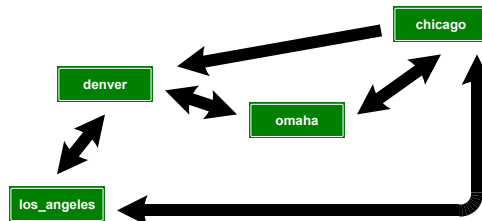
3

## State spaces

or, could define a more general solution framework

*state* : a situation or position

*state space* : the set of legal/attainable states for a given problem  
a state space can be represented as a directed graph (nodes = states)



in general: to solve a problem

- define a state space, then search for a path from start state to a goal state

4

## Example: airline state space

define a state by a city name:      Omaha                      LosAngeles

define state transitions with:      (GET-MOVES state)

e.g., (GET-MOVES 'Omaha) → (Chicago Denver)

```
;;; travel.scm      Dave Reed      2/4/04

(define MOVES
  '( (Omaha --> Chicago) (Omaha --> Denver)
    (Chicago --> Denver) (Chicago --> LosAngeles) (Chicago --> Omaha)
    (Denver --> LosAngeles) (Denver --> Omaha)
    (LosAngeles --> Chicago) (LosAngeles --> Denver)))

(define (GET-MOVES state)
  (define (get-help movelist)
    (cond ((null? movelist) '())
          ((equal? state (caar movelist))
           (cons (caddar movelist) (get-help (cdr movelist))))
          (else (get-help (cdr movelist)))))
  (get-help MOVES))
```

5

## Example: water jug problem

suppose you have two empty water jugs:

- large jug can hold 4 gallons, small jug can hold 3 gallons

starting with empty jugs (and an endless supply of water),  
want to end up with exactly 2 gallons in the large jug

state?

- start state?
- goal state?

transitions?

6

## Example: water jug state space

define a state with: (largeJugContents smallJugContent)

define state transitions with: (GET-MOVES state)

e.g., (GET-MOVES '(0 0)) → ((4 0) (0 3))

```
;;; jugs.scm Dave Reed 2/04/04

(define (GET-MOVES state)

  (define (remove-bad lst)
    (cond ((null? lst) '())
          ((or (equal? (car lst) state)
                (member (car lst) (cdr lst))) (remove-bad (cdr lst)))
          (else (cons (car lst) (remove-bad (cdr lst))))))

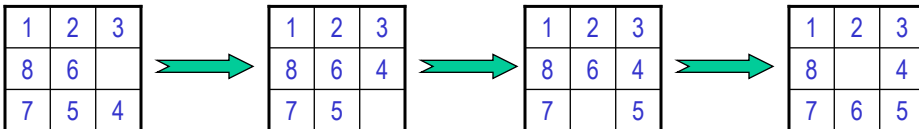
  (let ((jug1 (car state)) (jug2 (cadr state)))
    (let ((pour1 (min (- 3 jug2) jug1)) (pour2 (min (- 4 jug1) jug2)))
      (remove-bad (list (list 4 jug2) (list 0 jug2)
                        (list jug1 3) (list jug1 0)
                        (list (- jug1 pour1) (+ jug2 pour1))
                        (list (+ jug1 pour2) (- jug2 pour2)))))))
```

7

## Example: 8-tiles puzzle

consider the children's puzzle with 8 sliding tiles in a 3x3 board

- a tile adjacent to the empty space can be shifted into that space
- goal is to arrange the tiles in increasing order around the outside



state?

- start state?
- goal state?

transitions?

define a state with: ( $r_1c_1$   $r_1c_2$   $r_1c_3$   $r_2c_1$   $r_2c_2$   $r_2c_3$   $r_3c_1$   $r_3c_2$   $r_3c_3$ )

define state transitions with: (GET-MOVES state)

```
e.g., (GET-MOVES '(1 2 3 8 6 space 7 5 4)) →
((1 2 space 8 6 3 7 5 4)
 (1 2 3 8 space 6 7 5 4)
 (1 2 3 8 6 4 7 5 space))
```

8

## Example: 8-tiles state space

```
;;; tiles.scm Dave Reed 2/04/04
;;; NOTE: this is an UGLY, brute-force implementation

(define (GET-MOVES state)
  (cond ((equal? (list-ref state 0) 'space) (list (swap state 0 1) (swap state 0 3)))
        ((equal? (list-ref state 1) 'space) (list (swap state 1 0) (swap state 1 2)
                                                  (swap state 1 4)))
        ((equal? (list-ref state 2) 'space) (list (swap state 2 1) (swap state 2 5)))
        ((equal? (list-ref state 3) 'space) (list (swap state 3 0) (swap state 3 4)
                                                  (swap state 3 6)))
        ((equal? (list-ref state 4) 'space) (list (swap state 4 1) (swap state 4 3)
                                                  (swap state 4 5) (swap state 4 7)))
        ((equal? (list-ref state 5) 'space) (list (swap state 5 2) (swap state 5 4)
                                                  (swap state 5 8)))
        ((equal? (list-ref state 6) 'space) (list (swap state 6 3) (swap state 6 7)))
        ((equal? (list-ref state 7) 'space) (list (swap state 7 4) (swap state 7 6)
                                                  (swap state 7 8)))
        ((equal? (list-ref state 8) 'space) (list (swap state 8 5) (swap state 8 7))))))

(define (swap lst index1 index2)
  (let ((val1 (list-ref lst index1)) (val2 (list-ref lst index2)))
    (replace (replace lst index1 val2) index2 val1)))

(define (replace lst index item)
  (if (= index 0)
      (cons item (cdr lst))
      (cons (car lst) (replace (cdr lst) (- index 1) item))))
```

9

## State space + control

once you formalize a problem by defining a state space:

- you need a methodology for applying actions/transitions to search through the space (from start state to goal state)

i.e., you need a *control strategy*

control strategies can be: *tentative or bold; informed or uninformed*

- a *bold* strategy picks an action/transition, does it, and commits
- a *tentative* strategy burns no bridges
  
- an *informed* strategy makes use of problem-specific knowledge (heuristics) to guide the search
- an *uninformed* strategy is blind

10

## Uninformed strategies

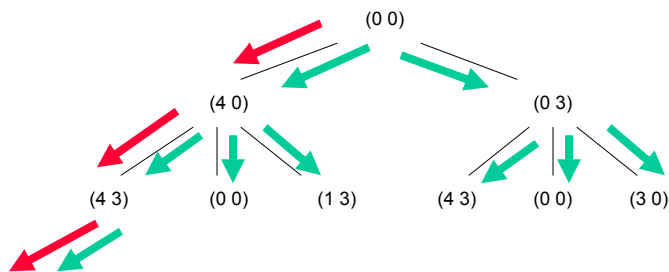
bold + uninformed:

STUPID!

tentative + uninformed:

- depth first search (DFS)
- breadth first search (BFS)

example: water jugs state space (drawn as a tree with duplicate nodes)



11

## Depth first search

```
(define (DFS startState goalState)
  (define (extend path moves)
    (cond ((equal? (car path) goalState) path)
          ((null? moves) #f)
          (else (or (extend (cons (car moves) path) (GET-MOVES (car moves)))
                    (extend path (cdr moves))))))
  (extend (list startState) (GET-MOVES startState)))
```

basic idea:

- keep track of the path you are currently searching: (currState prevState ... startState)
- if the current state is the goal, then SUCCEED
- if there are no moves from the current state, then FAIL
- otherwise, (recursively) try the first move  
if not successful, try successive moves (reminder: OR uses short-circuit eval)

*note: this implementation is different from the book's description  
not quite as efficient (relies on full recursion instead of destructive assignments)  
IMHO, much clearer*

12



## Depth first search with cycle checking

```
(define (DFS-nocycles startState goalState)

  (define (extend path moves)
    (cond ((equal? (car path) goalState) path)
          ((null? moves) #f)
          (else (or (and (not (member (car moves) path))
                          (extend (cons (car moves) path) (GET-MOVES (car moves))))
                    (extend path (cdr moves))))))

  (extend (list startState) (GET-MOVES startState)))
```

it often pays to test for cycles:

- already have the current path stored, so relatively easy
- before adding next state to path, make sure not already a member

*note: again, algorithm described in text is more efficient (can avoid redundant search) but this version is much clearer*

15

## Examples w/ cycle checking

```
> (DFS-nocycles 'Omaha 'LosAngeles)
(losangeles denver chicago omaha)

> (DFS-nocycles 'LosAngeles 'Omaha)
(omaha denver chicago losangeles)
```



first search: same as before  
second search: path is OK, but not optimal

```
> (DFS-nocycles '(0 0) '(4 0))
((4 0) (0 0))

> (DFS-nocycles '(0 0) '(2 0))
((2 0) (0 2) (4 2) (3 3) (3 0) (0 3) (4 3) (4 0) (0 0))
```

first search: same as before  
second search: path is OK, but not optimal

```
> (DFS-nocycles '(1 2 3 8 6 4 7 space 5) '(1 2 3 8 space 4 7 6 5))
((1 2 3 8 space 4 7 6 5) (1 2 3 8 6 4 7 space 5))

> (DFS-nocycles '(1 2 3 8 6 space 7 5 4) '(1 2 3 8 space 4 7 6 5))
  user break
```

first search: same  
second search: eventually returns list with length > 400

16

## Breadth vs. depth

even with cycle checking, DFS may not find the shortest solution

- if state space is infinite, might not find solution at all

breadth first search (BFS)

- extend the search one level at a time
  - i.e., from the start state, try every possible move (& remember them all)
  - if don't reach goal, then try every possible move from those states
  - ...
- requires keeping a list of partially expanded search paths
- ensure breadth by treating the list as a queue
  - when want to expand shortest path: take off front, extend & add to back

```
( Omaha )  
  
( ( Chicago Omaha ) ( Denver Omaha ) )  
  
( ( Denver Omaha ) ( Denver Chicago Omaha ) ( LosAngeles Chicago Omaha ) ( Omaha Chicago Omaha ) )  
  
( ( Denver Chicago Omaha ) ( LosAngeles Chicago Omaha ) ( Omaha Chicago Omaha )  
  ( LosAngeles Denver Omaha ) ( Omaha Denver Omaha ) )  
  
( ( LosAngeles Chicago Omaha ) ( Omaha Chicago Omaha ) ( LosAngeles Denver Omaha )  
  ( Omaha Denver Omaha ) ( LosAngeles Denver Chicago Omaha ) ( Omaha Denver Chicago Omaha ) ) 17
```

## Breadth first search

```
(define (BFS startState goalState)  
  
  (define (BFS-paths paths)  
    (cond ((null? paths) #f)  
          ((equal? (caar paths) goalState) (car paths))  
          (else (BFS-paths (append (cdr paths)  
                                   (extend-all (car paths) (GET-MOVES (caar paths))))))))  
  
  (define (extend-all path nextStates)  
    (if (null? nextStates)  
        '()  
        (cons (cons (car nextStates) path)  
  
  (BFS-paths (list (list startState))))
```

BFS-paths takes a list of partially-searched paths

- if no paths remaining, then FAIL
- if leftmost path ends in goal state, then SUCCEED
- otherwise, extend leftmost path in all possible ways, add to end of path list, & recurse

## BFS examples

```
> (BFS 'Omaha 'LosAngeles)
(losangeles chicago omaha)

> (BFS 'LosAngeles 'Omaha)
(omaha chicago losangeles)
```

first search: path is optimal

second search: path is optimal

```
> (BFS '(0 0) '(4 0))
((4 0) (0 0))

> (BFS '(0 0) '(2 0))
((2 0) (0 2) (4 2) (3 3) (3 0) (0 3) (0 0))
```

first search: same as before

second search: path is optimal

```
> (BFS '(1 2 3 8 6 4 7 space 5) '(1 2 3 8 space 4 7 6 5))
((1 2 3 8 space 4 7 6 5) (1 2 3 8 6 4 7 space 5))

> (BFS '(1 2 3 8 6 space 7 5 4) '(1 2 3 8 space 4 7 6 5))
((1 2 3 8 space 4 7 6 5)
 (1 2 3 8 6 4 7 space 5)
 (1 2 3 8 6 4 7 5 space)
 (1 2 3 8 6 space 7 5 4))
```

first search path is OK  
(although trivial)

second search: path is optimal

19

## Breadth first search w/ cycle checking

```
(define (BFS-nocycles startState goalState)

  (define (BFS-paths paths)
    (cond ((null? paths) #f)
          ((equal? (caar paths) goalState) (car paths))
          (else (BFS-paths (append (cdr paths)
                                     (extend-all (car paths) (GET-MOVES (caar paths))))))))

  (define (extend-all path nextStates)
    (cond ((null? nextStates) '())
          ((member (car nextStates) path) (extend-all path (cdr nextStates)))
          (else (cons (cons (car nextStates) path)
                       (extend-all path (cdr nextStates))))))

  (BFS-paths (list (list startState))))
```

as before, can add cycle checking to avoid wasted search

- don't extend path if new state already occurs on the path

**WILL CYCLE CHECKING AFFECT THE ANSWER FOR BFS?**

**IF NOT, WHAT PURPOSE DOES IT SERVE?**

20

## DFS vs. BFS

### Advantages of DFS

- requires less memory than BFS since only need to remember the current path
- if lucky, can find a solution without examining much of the state space
- with cycle-checking, looping can be avoided

### Advantages of BFS

- guaranteed to find a solution if one exists – in addition, finds optimal (shortest) solution first
- will not get lost in a blind alley (i.e., does not require backtracking or cycle checking)
- can add cycle checking to reduce wasted search

note: just because BFS finds the optimal *solution*, it does not necessarily mean that it is the optimal *control strategy*!

21

## Iterative deepening

### interesting hybrid: DFS with iterative deepening

- alter DFS to have a depth bound  
(i.e., search will fail if it extends beyond a specific depth bound)
- repeatedly call DFS with increasing depth bounds until a solution is found  
DFS with bound = 1  
DFS with bound = 2  
DFS with bound = 3  
...

### advantages:

- yields the same solutions, in the same order, as BFS
- doesn't have the extensive memory requirements of BFS

### disadvantage:

- lots (?) of redundant search – each time the bound is increased, the entire search from the previous bound is redone!

22

## Depth first search with iterative deepening

```
(define (DFS-deepening startState goalState)

  (define (DFS-bounded bound)
    (or (extend (list startState) (GET-MOVES startState) bound)
        (DFS-bounded (+ bound 1))))

  (define (extend path moves depthBound)
    (cond ((> (length path) depthBound) #f)
          ((equal? (car path) goalState) path)
          ((null? moves) #f)
          (else (or (and (not (member (car moves) path))
                          (extend (cons (car moves) path)
                                    (GET-MOVES (car moves)) depthBound))
                    (extend path (cdr moves) depthBound)))))

  (DFS-bounded 1))
```

DFS-bounded performs DFS search with depth bound:

- try to extend path to reach goal with given bound
- if FAIL, then extend bound and try again

extend checks to make sure it hasn't exceeded depth bound:

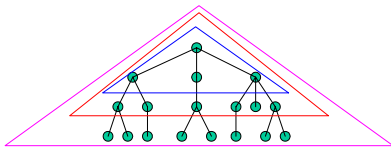
- checks current path length, if > depth bound then FAIL

**WHAT WILL HAPPEN IF NO SOLUTION EXISTS? POSSIBLE FIXES?**

23

## Cost of iterative deepening

just how costly is iterative deepening?



1st pass searches entire tree up to depth 1

2<sup>nd</sup> pass searches entire tree up to depth 2  
(including depth 1)

3<sup>rd</sup> pass searches entire tree up to depth 3  
(including depths 1 & 2)

in reality, this duplication is not very costly at all!

*Theorem:* Given a "full" tree with constant branching factor B, the number of nodes at any given level is greater than the number of nodes in all levels above.

e.g., Binary tree (B = 2): 1 → 2 → 4 → 8 → 16 → 32 → 64 → 128 → ...

repeating the search of all levels above for each pass merely doubles the amount of work for each pass.

in general, this repetition only increases the cost by a constant factor  $< (B+1)/(B-1)$

24

## Next week...

### heuristics & informed search

- heuristics
- hill-climbing
  - bold + informed search
  - potential dangers, variants
- best first search
  - tentative + informed search
  - best-first search vs. DFS vs. BFS

### Read Chapters 4 & 5

### Be prepared for a quiz on

- this week's lecture (moderately thorough)
- the reading (superficial)