

CSC 221: Computer Programming I

Spring 2008

Class design & strings

- design principles
- cohesion & coupling
- class example: graphical DotRace
- static (non-final) fields
- class example: TaxReturn
- objects vs. primitives
- String methods

1

Object-oriented design principles so far:

- a **class** should model some entity, encapsulating all of its state and behaviors
e.g., Circle, Die, Dot, DotRace, ...
- a **field** should store a value that is part of the state of an object (and which must persist between method calls)
e.g., xPosition, yPosition, color, diameter, isVisible, ...
 - can be primitive (e.g., int, double) or object (e.g., String, Die) type
 - should be declared private to avoid outside tampering with the fields – provide public accessor methods if needed
 - static fields should be used if the data can be shared among all objects
 - final-static fields should be used to define constants with meaningful names
- a **constructor** should initialize the fields when creating an object
 - can have more than one constructor with different parameters to initialize differently
- a **method** should implement one behavior of an object
e.g., moveLeft, moveRight, draw, erase, changeColor, ...
 - should be declared public to make accessible – helper methods can be private
 - local variables should be used to store temporary values that are needed
 - if statements should be used to perform conditional execution

2

Cohesion

cohesion describes how well a unit of code maps to an entity or behavior

in a highly cohesive system:

- each class maps to a single, well-defined entity – encapsulating all of its internal state and external behaviors
- each method of the class maps to a single, well-defined behavior

advantages of cohesion:

- highly cohesive code is easier to read
 - don't have to keep track of all the things a method does
 - if the method name is descriptive, it makes it easy to follow code
- highly cohesive code is easier to reuse
 - if the class cleanly models an entity, can reuse it in any application that needs it
 - if a method cleanly implements a behavior, it can be called by other methods and even reused in other classes

3

Coupling

coupling describes the interconnectedness of classes

in a loosely coupled system:

- each class is largely independent and communicates with other classes via small, well-defined interfaces

advantages of loose coupling:

- loosely coupled classes make changes simpler
 - can modify the implementation of one class without affecting other classes
 - only changes to the interface (e.g., adding/removing methods, changing the parameters) affect other classes
- loosely coupled classes make development easier
 - you don't have to know how a class works in order to use it
 - since fields/local variables are encapsulated within a class/method, their names cannot conflict with the development of other classes.methods

4

Recall our Dot class

in the final version:

- a constant represented the maximum step size
- the die field was static to avoid unnecessary duplication

```
public class Dot {
    private static final int MAX_STEP = 5;
    private static Die die = new Die(Dot.MAX_STEP);

    private String dotColor;
    private int dotPosition;

    public Dot(String color) {
        this.dotColor = color;
        this.dotPosition = 0;
    }

    public int getPosition() {
        return this.dotPosition;
    }

    public void step() {
        this.dotPosition += Dot.die.roll();
    }

    public void reset() {
        this.dotPosition = 0;
    }

    public void showPosition() {
        System.out.println(this.dotColor + ": " +
            this.dotPosition);
    }
}
```

5

```
public class DotRace {
    private Dot redDot;
    private Dot blueDot;
    private int goalDist;

    public DotRace(int distance) {
        this.redDot = new Dot("red");
        this.blueDot = new Dot("blue");
        this.goalDist = distance;
    }

    public int getRedPosition() {
        return this.redDot.getPosition();
    }

    public int getBluePosition() {
        return this.blueDot.getPosition();
    }

    public void step() {
        if (this.getRedPosition() >= this.goalDist && this.getBluePosition() >= this.goalDist) {
            System.out.println("The race is over: it's a tie.");
        }
        else if (this.getRedPosition() >= this.goalDist) {
            System.out.println("The race is over: RED wins!");
        }
        else if (this.getBluePosition() >= this.goalDist) {
            System.out.println("The race is over: BLUE wins!");
        }
        else {
            this.redDot.step();
            this.blueDot.step();
        }
    }

    public void showStatus() {
        this.redDot.showPosition();
        this.blueDot.showPosition();
    }

    public void reset() {
        this.redDot.reset();
        this.blueDot.reset();
    }
}
```

Recall our DotRace class

- added a finish line to the race
- stored as a field the goal distance as a field and provided an accessor method
- modified the step method to check if either Dot has finished

QUESTION: can we make it so that the status is automatically shown after every move?

6

Adding graphics

what if we wanted to display the dot race visually?

- we could utilize the `Circle` class to draw the dots
- recall: `Circle` has methods for relative movements
`moveLeft()`, `moveRight()`, `moveUp()`, `moveDown()`
`moveHorizontal(dist)`, `slowMoveHorizontal(dist)`
`moveVertical(dist)`, `slowMoveVertical(dist)`
- in principle, each step of size `N` can be drawn by calling `slowMoveHorizontal(N)`

PROBLEM: the way that `Dot` is designed, there can be numerous steps in between each call to `showPosition`

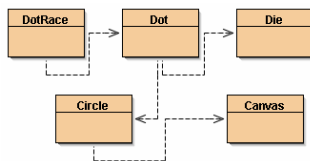
- keep track of the total step distance covered since the last call to `showPosition`
- when `showPosition` is called, move the `dotImage` that distance and reset
- e.g.,
`redDot.step();` → at position 3, 3 since last show
`redDot.showPosition();` → move 3 pixels, reset
`redDot.step();` → at position 7, 4 since last show
`redDot.step();` → at position 8, 5 since last show
`redDot.showPosition();` → move 5 pixels, reset

7

Adding graphics

due to our cohesive design, changing the display is easy

- each `Dot` object will maintain and display its own `Circle` image



- add `distanceToDraw` field to store distance covered since last show
- `showPosition` MOVES the `Circle` image (instead of displaying text)

```
public class Dot {
    private static final int MAX_STEP = 5;
    private static Die die = new Die(Dot.MAX_STEP);

    private String dotColor;
    private int dotPosition;
    private Circle dotImage;
    private int distanceToDraw;

    public Dot(String color) {
        this.dotColor = color;
        this.dotPosition = 0;
        this.dotPosition = 0;

        this.dotImage = new Circle();
        this.dotImage.changeColor(color);
        this.dotImage.makeVisible();
        this.distanceToDraw = 0;
    }

    public int getPosition() {
        return this.dotPosition;
    }

    public void step() {
        int distance = Dot.die.roll();
        this.dotPosition += distance;
        this.distanceToDraw += distance;
    }

    public void reset() {
        this.dotImage.moveHorizontal(-this.dotPosition);
        this.distanceToDraw = 0;
        this.dotPosition = 0;
    }

    public void showPosition() {
        this.dotImage.moveHorizontal(this.distanceToDraw);
        this.distanceToDraw = 0;
    }
}
```

8

Graphical display

note: no modifications are necessary in the `DotRace` class!!!

- this shows the benefit of cohesion
- not only is cohesive code easier to write, it is easier to change/maintain
- can isolate changes/updates to the class/object in question
- to any other interacting classes, the methods look the same

EXERCISE: make these modifications to the `Dot` class

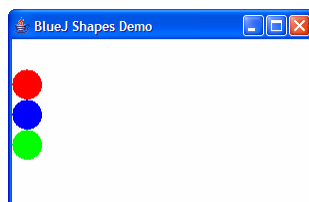
- add `dotImage` and `distanceToDraw` fields
- modify the constructor to initialize `dotImage` and `distanceToDraw` appropriately
- modify `step`, `reset`, and `showPosition` to update `dotImage` and `distanceToDraw` appropriately

9

Better graphics

the graphical display is better than text, but still primitive

- dots are drawn on top of each other
- would be nicer to have the dots aligned vertically



PROBLEM: each dot maintains its own state & displays itself

- thus, each dot will need to know how far to move vertically
- but vertical distance depends on what order the dots are created (e.g., 1st dot moves 0, 2nd dot moves diameter, 3rd dot moves 2*diameter, ...)
- *how can an individual dot know this?*

10

Option 1: parameters

we could alter the `Dot` class constructor

- takes an additional `int` that specifies the dot number
- the `dotNumber` can be used to determine the vertical offset
- in `DotRace`, must pass in the number when creating each of the dots

```
public class Dot {
    private static final int DIAMETER = 50;
    private static final int MAX_STEP = 5;
    private static Die die = new Die(Dot.MAX_STEP);

    private String dotColor;
    private int dotPosition;
    private Circle dotImage;
    private int distanceToDraw;

    public Dot(String color, int dotNumber) {
        this.dotColor = color;
        this.dotPosition = 0;
        this.dotPosition = 0;

        this.dotImage = new Circle();
        this.dotImage.setColor(color);
        this.dotImage.setSize(Dot.DIAMETER);
        this.dotImage.moveVertical(Dot.DIAMETER*(dotNumber-1));
        this.dotImage.setVisible();
    }
    . . .
}
```

```
public class DotRace {
    private Dot redDot;
    private Dot blueDot;
    private Dot greenDot;
    private int goalDist;

    public DotRace(int distance)
    {
        redDot = new Dot("red", 1);
        blueDot = new Dot("blue", 2);
        greenDot = new Dot("green", 3);
    }
    . . .
}
```

this works, but is inelegant

- why should `DotRace` have to worry about dot numbers?
- the `Dot` class should be responsible

11

Option 2: a static (non-final) field

better solution: have each dot keep track of its own number

- this can be accomplished with a *static field*
- when the first object of that class is created, the field is initialized via the assignment
- subsequent objects simply access/update the existing field

```
public class Dot {
    private static final int DIAMETER = 50;
    private static final int MAX_STEP = 5;
    private static Die die = new Die(Dot.MAX_STEP);
    private static int nextNumber = 1;

    private String dotColor;
    private int dotPosition;
    private Circle dotImage;
    private int distanceToDraw;

    public Dot(String color) {
        this.dotColor = color;
        this.dotPosition = 0;
        this.dotPosition = 0;

        this.dotImage = new Circle();
        this.dotImage.setColor(color);
        this.dotImage.setSize(Dot.DIAMETER);
        this.dotImage.moveVertical(Dot.DIAMETER*(Dot.nextNumber-1));
        this.dotImage.setVisible();

        Dot.nextNumber++;
    }
    . . .
}
```

MAKE MODIFICATIONS & PLAY

12

Class example: TaxReturn

in the text, a class is developed for calculating a person's 1992 income tax

If your filing status is Single

If the taxable income is over	But not over	The tax is	Of the amount over
\$0	\$21,450	15%	\$0
\$21,450	\$51,900	\$3,217.50 + 28%	\$21,450
\$51,900		\$11,743.50 + 31%	\$51,900

If your filing status is Married

If the taxable income is over	But not over	The tax is	Of the amount over
\$0	\$35,800	15%	\$0
\$35,800	\$86,500	\$5,370.00 + 28%	\$35,800
\$86,500		\$19,566.00 + 31%	\$86,500

13

TaxReturn class

the cutoffs and tax rates are magic numbers

- represent as constants

fields are needed to store income and marital status

- here, marital status is represented using a constant
- the user can enter a number OR the constant name, e.g.,

`TaxReturn.SINGLE`

```
class TaxReturn {
    private static final double RATE1 = 0.15;
    private static final double RATE2 = 0.28;
    private static final double RATE3 = 0.31;

    private static final double SINGLE_BRACKET1 = 21450;
    private static final double SINGLE_BRACKET2 = 51900;

    private static final double MARRIED_BRACKET1 = 35800;
    private static final double MARRIED_BRACKET2 = 86500;

    public static final int SINGLE = 1;
    public static final int MARRIED = 2;

    private int status;
    private double income;

    /**
     * Constructs a TaxReturn object for given income and marital status.
     * @param anIncome the taxpayer income
     * @param aStatus either TaxReturn.SINGLE or TaxReturn.MARRIED
     */
    public TaxReturn(double anIncome, int aStatus) {
        this.income = anIncome;
        this.status = aStatus;
    }
    . . .
}
```

14

TaxReturn class

the `getTax` method first tests to determine if SINGLE or MARRIED

then tests to determine the tax bracket and calculate the tax

- note: could have just returned the tax in each case instead of assigning to a variable

cohesive?

```
...
/**
 * Calculates the tax owed by the filer.
 * @return the amount (in dollars) owed
 */
public double getTax() {
    double tax = 0;

    if (this.status == TaxReturn.SINGLE) {
        if (this.income <= TaxReturn.SINGLE_BRACKET1) {
            tax = TaxReturn.RATE1 * this.income;
        }
        else if (this.income <= TaxReturn.SINGLE_BRACKET2) {
            tax = TaxReturn.RATE1 * TaxReturn.SINGLE_BRACKET1 +
                TaxReturn.RATE2 * (this.income - TaxReturn.SINGLE_BRACKET1);
        }
        else {
            tax = TaxReturn.RATE1 * TaxReturn.SINGLE_BRACKET1 +
                TaxReturn.RATE2 * (TaxReturn.SINGLE_BRACKET2 -
                    TaxReturn.SINGLE_BRACKET1) +
                TaxReturn.RATE3 * (this.income - TaxReturn.SINGLE_BRACKET2);
        }
    }
    else {
        if (this.income <= TaxReturn.MARRIED_BRACKET1) {
            tax = TaxReturn.RATE1 * this.income;
        }
        else if (this.income <= TaxReturn.MARRIED_BRACKET2) {
            tax = TaxReturn.RATE1 * TaxReturn.MARRIED_BRACKET1 +
                TaxReturn.RATE2 * (this.income - TaxReturn.MARRIED_BRACKET1);
        }
        else {
            tax = TaxReturn.RATE1 * TaxReturn.MARRIED_BRACKET1 +
                TaxReturn.RATE2 * (TaxReturn.MARRIED_BRACKET2 -
                    TaxReturn.MARRIED_BRACKET1) +
                TaxReturn.RATE3 * (this.income - TaxReturn.MARRIED_BRACKET2);
        }
    }

    return tax;
}
}
```

15

Unknown status

QUESTION: what if the user entered 3 for marital status?

error?

result?

```
...
public static final int SINGLE = 1;
public static final int MARRIED = 2;
...

public double getTax() {
    double tax = 0;

    if (this.status == TaxReturn.SINGLE) {
        if (this.income <= TaxReturn.SINGLE_BRACKET1) {
            tax = TaxReturn.RATE1 * this.income;
        }
        else if (this.income <= TaxReturn.SINGLE_BRACKET2) {
            tax = TaxReturn.RATE1 * TaxReturn.SINGLE_BRACKET1 +
                TaxReturn.RATE2 * (this.income - TaxReturn.SINGLE_BRACKET1);
        }
        else {
            tax = TaxReturn.RATE1 * TaxReturn.SINGLE_BRACKET1 +
                TaxReturn.RATE2 * (TaxReturn.SINGLE_BRACKET2 -
                    TaxReturn.SINGLE_BRACKET1) +
                TaxReturn.RATE3 * (this.income - TaxReturn.SINGLE_BRACKET2);
        }
    }
    else {
        if (this.income <= TaxReturn.MARRIED_BRACKET1) {
            tax = TaxReturn.RATE1 * this.income;
        }
        else if (this.income <= TaxReturn.MARRIED_BRACKET2) {
            tax = TaxReturn.RATE1 * TaxReturn.MARRIED_BRACKET1 +
                TaxReturn.RATE2 * (this.income - TaxReturn.MARRIED_BRACKET1);
        }
        else {
            tax = TaxReturn.RATE1 * TaxReturn.MARRIED_BRACKET1 +
                TaxReturn.RATE2 * (TaxReturn.MARRIED_BRACKET2 -
                    TaxReturn.MARRIED_BRACKET1) +
                TaxReturn.RATE3 * (this.income - TaxReturn.MARRIED_BRACKET2);
        }
    }

    return tax;
}
}
```

16

Checking the status

could add an extra test to make sure status is 1 (SINGLE) or 2 (MARRIED)

- what is returned if `this.status == 3`?

```
...
public static final int SINGLE = 1;
public static final int MARRIED = 2;
...

public double getTax() {
    double tax = 0;

    if (this.status == TaxReturn.SINGLE) {
        if (this.income <= TaxReturn.SINGLE_BRACKET1) {
            tax = TaxReturn.RATE1 * this.income;
        }
        else if (this.income <= TaxReturn.SINGLE_BRACKET2) {
            tax = TaxReturn.RATE1 * TaxReturn.SINGLE_BRACKET1 +
                TaxReturn.RATE2 * (this.income - TaxReturn.SINGLE_BRACKET1);
        }
        else {
            tax = TaxReturn.RATE1 * TaxReturn.SINGLE_BRACKET1 +
                TaxReturn.RATE2 * (TaxReturn.SINGLE_BRACKET2 -
                    TaxReturn.SINGLE_BRACKET1) +
                TaxReturn.RATE3 * (this.income - TaxReturn.SINGLE_BRACKET2);
        }
    }
    else if (this.status == TaxReturn.MARRIED) {
        if (this.income <= TaxReturn.MARRIED_BRACKET1) {
            tax = TaxReturn.RATE1 * this.income;
        }
        else if (this.income <= TaxReturn.MARRIED_BRACKET2) {
            tax = TaxReturn.RATE1 * TaxReturn.MARRIED_BRACKET1 +
                TaxReturn.RATE2 * (this.income - TaxReturn.MARRIED_BRACKET1);
        }
        else {
            tax = TaxReturn.RATE1 * TaxReturn.MARRIED_BRACKET1 +
                TaxReturn.RATE2 * (TaxReturn.MARRIED_BRACKET2 -
                    TaxReturn.MARRIED_BRACKET1) +
                TaxReturn.RATE3 * (this.income - TaxReturn.MARRIED_BRACKET2);
        }
    }

    return tax;
}
}
```

17

A nicer version?

suppose we wanted to allow the user to enter a word for marital status

will this work?

not quite: you shouldn't use `==` on Strings

WHY?

```
...

private String status;
private double income;

/**
 * Constructs a TaxReturn object for a given income and status.
 * @param anIncome the taxpayer income
 * @param aStatus either "single" or "married"
 */
public TaxReturn(double anIncome, String aStatus) {
    this.income = anIncome;
    this.status = aStatus;
}

/**
 * Calculates the tax owed by the filer.
 * @return the amount (in dollars) owed
 */
public double getTax() {
    double tax = 0;

    if (this.status == "single") {
        ...
    }
    else if (this.status == "married") {
        ...
    }

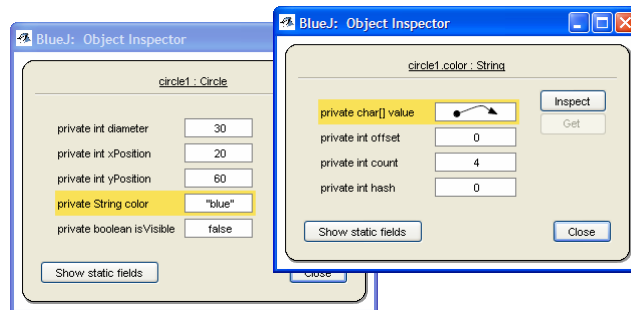
    return tax;
}
}
```

18

Strings vs. primitives

although they behave similarly to primitive types (int, double, char, boolean),
Strings are different in nature

- String is a class that is defined in a separate library: `java.lang.String`
→ a String value is really an object
- you can call methods on a String
- also, you can *inspect* the String fields of an object



19

Comparing strings

comparison operators (< <= > >=) are defined for primitives but not objects

```
String str1 = "foo"; // EQUIVALENT TO String str1 = new String("foo");
String str2 = "bar"; // EQUIVALENT TO String str2 = new String("bar");
if (str1 < str2) ... // ILLEGAL
```

`==` and `!=` are defined for objects, but don't do what you think

```
if (str1 == str2) ... // TESTS WHETHER THEY ARE THE
// SAME OBJECT, NOT WHETHER THEY
// HAVE THE SAME VALUE!
```

Strings are comparable using the `equals` and `compareTo` methods

```
if (str1.equals(str2)) ... // true IF THEY REPRESENT THE
// SAME STRING VALUE
```

```
if (str1.compareTo(str2) < 0) ... // RETURNS -1 if str1 < str2
// RETURNS 0 if str1 == str2
// RETURNS 1 if str1 > str2
```

20

A nicer version

to test whether two Strings are the same, use the equals method

- what is returned if status == "Single"?

```
...  
  
private String status;  
private double income;  
  
/**  
 * Constructs a TaxReturn object for a given income and status.  
 * @param anIncome the taxpayer income  
 * @param aStatus either "single" or "married"  
 */  
public TaxReturn(double anIncome, String aStatus) {  
    this.income = anIncome;  
    this.status = aStatus;  
}  
  
/**  
 * Calculates the tax owed by the filer.  
 * @return the amount (in dollars) owed  
 */  
public double getTax() {  
    double tax = 0;  
  
    if (this.status.equals("single")) {  
        ...  
    }  
    else if (this.status.equals("married")) {  
        ...  
    }  
  
    return tax;  
}  
}
```

21

String methods

many methods are provided for manipulating Strings

<code>boolean equals(String other)</code>	returns true if other String has same value
<code>int compareTo(String other)</code>	returns -1 if less than other String, 0 if equal to other String, 1 if greater than other String
<code>int length()</code>	returns number of chars in String
<code>char charAt(int index)</code>	returns the character at the specified index (indices range from 0 to str.length()-1)
<code>int indexOf(char ch)</code>	returns index where the specified char/substring first occurs in the String (-1 if not found)
<code>int indexOf(String str)</code>	
<code>String substring(int start, int end)</code>	returns the substring from indices start to (end-1)
<code>String toUpperCase()</code>	returns copy of String with all letters uppercase
<code>String toLowerCase()</code>	returns copy of String with all letters lowercase

22

An even nicer version

we would like to allow a range of valid status entries

- "s" or "m"
- "S" or "M"
- "single" or "married"
- "Single" or "Married"
- "SINGLE" or "MARRIED"
- ...

to be case-insensitive

- make the status lowercase when constructing

to handle first letter only

- use `charAt` to extract the char at index 0

```
...
private String status;
private double income;

/**
 * Constructs a TaxReturn object for a given income and status.
 * @param anIncome the taxpayer income
 * @param aStatus either "single" or "married"
 */
public TaxReturn(double anIncome, String aStatus) {
    this.income = anIncome;
    this.status = aStatus.toLowerCase();
}

/**
 * Calculates the tax owed by the filer.
 * @return the amount (in dollars) owed
 */
public double getTax() {
    double tax = 0;

    if (this.status.charAt(0) == 's') {
        ...
    }
    else if (this.status.charAt(0) == 'm') {
        ...
    }

    return tax;
}
}
```